

Local Market Updates

A free research tool from MRIS, Inc.

Arlington County

July

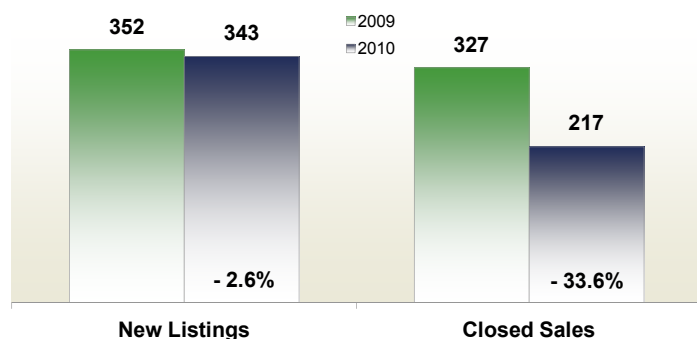
Year to Date

	2009	2010	Change	2009	2010	Change
New Listings	352	343	- 2.6%	2,505	2,726	+ 8.8%
Closed Sales	327	217	- 33.6%	1,498	1,603	+ 7.0%
Pending Sales	234	206	- 12.0%	1,644	1,711	+ 4.1%
Median Sales Price*	\$489,900	\$534,000	+ 9.0%	\$440,000	\$450,000	+ 2.3%
Percent of Original List Price Received at Sale*	96.2%	96.4%	+ 0.2%	94.7%	96.4%	+ 1.9%
Average Days on Market Until Sale	59	50	- 15.1%	71	52	- 27.0%
Single-Family Detached Inventory	343	278	- 19.0%	--	--	--
Townhouse-Condo Inventory	452	512	+ 13.3%	--	--	--

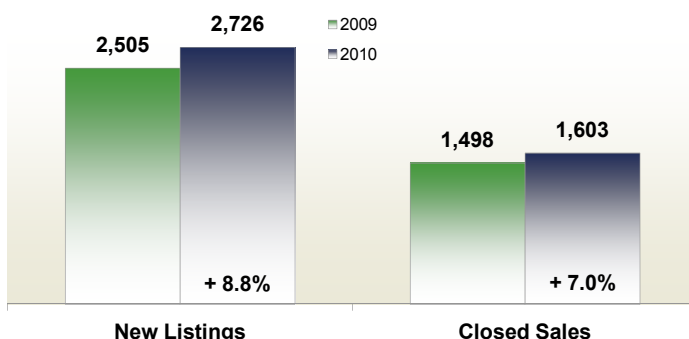
*Does not account for seller concessions.

Some of the figures referenced in this report are for only one month worth of activity. As such, they can sometimes look extreme due to the small sample size involved.

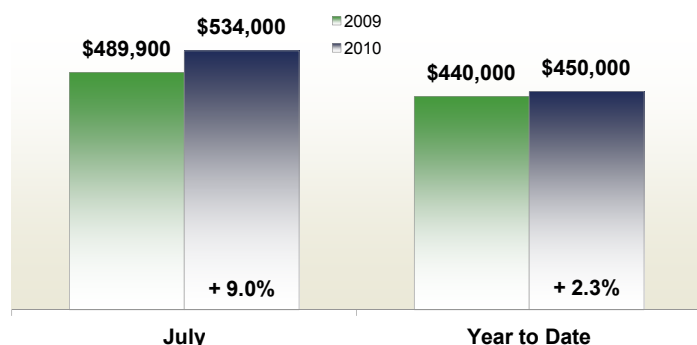
Activity—Most Recent Month



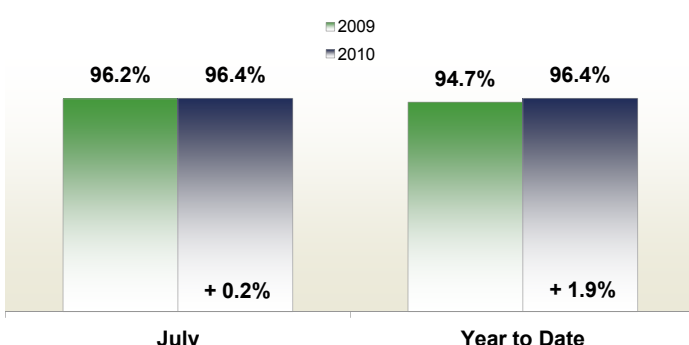
Activity—Year to Date



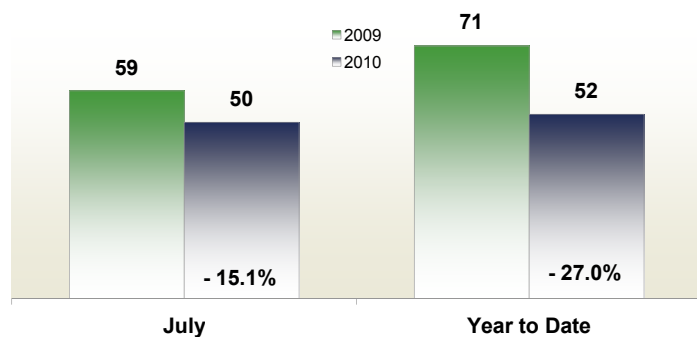
Median Sales Price



Percent of Original List Price Received at Sale



Days on Market Until Sale



Inventory of Homes for Sale

